



ALEXANDRIA UNIVERSITY  
High Institute of Public Health  
Occupational Health and  
Air Pollution Research Center



قسم الصحة المهنية وتلوث الهواء  
المعهد العالي للصحة العامة  
وحدة بحوث ودراسات الصحة المهنية وتلوث الهواء

**Study of Air Pollutants Levels Resulted from  
Stacks and Production Operation in  
Indoor and Outdoor Environment  
EGYPT LECICO COMPANY  
(KHORSHED)**



**January 2019**

**CLIENT CODE: 000005**

1




ALEXANDRIA UNIVERSITY  
High Institute of Public Health  
Occupational Health and  
Air Pollution Research Center



قسم الصحة المهنية وتلوث الهواء  
المعهد العالي للصحة العامة  
وحدة بحوث ودراسات الصحة المهنية وتلوث الهواء

	Content	Page
1	Work staff	3
2	Vision and Mission	4
3	Introduction	6
4	Methodology	10
5	Results and Discussion	15
6	General conclusion	31





ALEXANDRIA UNIVERSITY  
High Institute of Public Health  
Occupational Health and  
Air Pollution Research Center



قسم الصحة المهنية وتلوث الهواء  
المعهد العالي للصحة العامة  
وحدة بحوث ودراسات الصحة المهنية وتلوث الهواء

## 1. Work Staff

Prof. Fadia El Marakby	The Head of the department and Executive Director Commissioner
Prof. Madboli Noweir	Consultant
Prof. Ragaa El Gazaar	Consultant
Prof. Ahmed Issa	Consultant
Eng. Amiraa Abd El Rehim	Operation Manger and Field Engineer
Eng. Eman Mohamed	Reports Editor and Field Engineer
Ch. Alaa Abd Allah	Laboratory chemist
Ch. Esraa Mohamed	Laboratory chemist
Ch. Shimaa Kawya	Laboratory chemist
Mrs. Abeer Assem	Laboratory technician
<b>Field work team</b>	
Ch. Gomaa Atyaa	Field Supervisor
Mr. Essam Ali	Technician
Mr. Khamis Saied	Technician
<b>Administration Staff</b>	
Mrs. Hemmat Ahmed	Director of the Office of the Head of Section
Mrs. Asmaa Mahmoud	Secretariat
<b>Financial Affairs</b>	
Mr. Rafaat Fahed	Accountant
Mr. Ashraf Saad	Accountant
<b>IT Staff</b>	
Mr. Mohamed Abd El-Latef	IT
Mr. Amr Gaber	IT
<b>Legal Affairs</b>	
Mr. Gaber Emarra	Legal affairs and Public relations





ALEXANDRIA UNIVERSITY  
High Institute of Public Health  
Occupational Health and  
Air Pollution Research Center



قسم الصحة المهنية وتلوث الهواء  
المعهد العالي للصحة العامة  
وحدة بحوث ودراسات الصحة المهنية وتلوث الهواء

## **2. Mission and Vision of the Occupational Health and Air Pollution Research and Studies Unit**

- **Vision:**

The Occupational Health and Air Pollution Research Unit works to improve the work environment, safety in the workplace, monitor workers' health, and improve community health.

- **Mission**

1. Training programs for Egyptians and Arabs.
2. Consulting services for Egyptian companies and institutions, including occupational health and safety assessment, biological monitoring, assessment and control of air pollution risks, as well as pre-medical and periodic medical examinations.
3. Environmental impact assessment studies for new projects and policies to achieve sustainable development.

- **Activities and Services:**

The unit provides environmental consulting and services to companies and institutions through the Occupational Health and Occupational Health Research Unit. These services include:

1. Training in Occupational health and safety, occupational medicine and air pollution.
2. Environmental services including:





ALEXANDRIA UNIVERSITY  
High Institute of Public Health  
Occupational Health and  
Air Pollution Research Center



قسم الصحة المهنية وتلوث الهواء  
المعهد العالي للصحة العامة  
وحدة بحوث ودراسات الصحة المهنية وتلوث الهواء

- a. Assessment and measurement of occupational exposure in the work environment,
  - b. Biological monitoring of occupational hazards,
  - c. Assess safety performance in the workplace,
  - d. Assessment of emissions from industrial sources to external air,
  - e. Air pollution control.
  - f. Recommend appropriate control measures for both occupational and air pollution hazards.
  - g. Evaluate the efficiency of available control measures.
3. Medical Services including;
- a. Pre-employment and periodic medical examinations.
  - b. General medical examination.
  - c. Biological monitoring and early detection of occupational diseases.
  - d. Early detection of physiological and biological changes.





ALEXANDRIA UNIVERSITY  
High Institute of Public Health  
Occupational Health and  
Air Pollution Research Center



قسم الصحة المهنية وتلوث الهواء  
المعهد العالي للصحة العامة  
وحدة بحوث ودراسات الصحة المهنية وتلوث الهواء

## 1. INTRODUCTION

Lecico Company requested the Occupational Health and Air Pollution Research Center – High Institute of Public Health (HIPH) – University of Alexandria to assess exposure of workers to physical factors and air pollutants levels at their workplaces in the company, to assess the air pollutant levels emitted from the company to the outdoor atmosphere and to evaluate the stack emissions from different departments in the company.

The highly developing awareness about environmental issues side by side with official seriousness concerning the restrict application of Egyptian Environmental Law No. 4 – 1994 and decision of Minister of Manpower and Immigration No 211-2003 make environmental assessment a necessity.

The Lecico Company has started the environmental assessment as early as its construction date. The management convince of the importance of environmental protection has made the company one of the pioneers in this aspect.

The research team of the Occupational Health and Air Pollution Research center makes this study during the period from 26-28 November 2018.





ALEXANDRIA UNIVERSITY  
High Institute of Public Health  
Occupational Health and  
Air Pollution Research Center



قسم الصحة المهنية وتلوث الهواء  
المعهد العالي للصحة العامة  
وحدة بحوث ودراسات الصحة المهنية وتلوث الهواء

## 1. Potential Hazards

A variety of health hazards to which workers in Lecico Company are exposed. These hazards include:

- Exposure to **Total Suspended Particulates** During handling and weighing of raw materials, and during mixing, grinding, and component preparation.
- Exposure to **Heat**.
- Exposure to **Noise**
- Exposure to **Lighting**

### 1.1. Total and Respirable Particulates (TSP & PM10)

The term TSP refers to a wide range of finely divided solids or liquids dispersed into the air from combustion processes (heating, and power generation), industrial activities, and natural sources. Total suspended particulates range in size from 0.1 up to 10  $\mu\text{m}$  in diameter.

Exposure to TSP is through inhalation, in which dust particles are carried with air stream into the lungs and the majority of them being either exhaled or eliminated by means of the lung clearance mechanism. A small amount of these particles may be deposited in the lungs, depending on their size. Medical research has shown that particles of 1-5  $\mu\text{m}$  can remain in the alveolar passages (respirable dust), while larger particles are retained by the mucous membrane of the nose, the throat, the trachea, and the bronchi, and are eliminated by the clearance mechanism. Smaller Particles (<0.1  $\mu\text{m}$ ) behave as colloids, of which a typical example is smoke. Smaller fractions of the particles are transported by lymphatic system after penetrating the interstitial tissue.





ALEXANDRIA UNIVERSITY  
High Institute of Public Health  
Occupational Health and  
Air Pollution Research Center



قسم الصحة المهنية وتلوث الهواء  
المعهد العالي للصحة العامة  
وحدة بحوث ودراسات الصحة المهنية وتلوث الهواء

## 1.2. Heat Stress

The first response of exposure to heat is a sensation of discomfort. Inefficiency in the performance of physical and nonphysical tasks, an increased propensity to minor accidents and changes in the emotional tone of workers are found in association with these changes in sensation and body temperature.

If combination of workload and environmental heat is so great that thermal balance cannot be maintained, workers will become susceptible to heat exhaustion, rash, cramp, and stroke.

## 1.3. Equivalent Noise

Exposure to noise may lead to psychological and physiological effects. The psychological effects include annoyance, disruption of concentration, sleep or relaxation, and interference with communication that may lead to absenteeism, and accidents. The physiological effects are primarily noise induced hearing loss, aural pain, Nausea, and reduced muscular control.

## 1.4. Lighting

Exposure to unsuitable lighting leads to negative effects on vision, in addition to loss of concentration, chronic headache.







ALEXANDRIA UNIVERSITY  
High Institute of Public Health  
Occupational Health and  
Air Pollution Research Center



قسم الصحة المهنية وتلوث الهواء  
المعهد العالي للصحة العامة  
وحدة بحوث ودراسات الصحة المهنية وتلوث الهواء

## 2. SCOPE

Three different locations were assessed in this study:

1. Indoor work environment, the levels of which were compared with the TLV of the Egyptian Environmental Law No. 4-1994 amended by law No 9-2009 and its executive law of the Prime minister No 1095-2011 and decision of the Minister of Manpower and Immigration No. 211 - 2003.
2. Stack emissions, the levels of which were compared with the source emission guidelines of the Egyptian Environmental Law No. 4-1994 amended by law No 9-2009 and its executive law of the Prime minister No. 710-2012.
3. Outdoor work environment, the levels of which were compared with the air quality guidelines of the Egyptian Environmental Law No. 4-1994 amended by law No 9-2009 and its executive law of the Prime minister No 1095-2011.





ALEXANDRIA UNIVERSITY  
High Institute of Public Health  
Occupational Health and  
Air Pollution Research Center



قسم الصحة المهنية وتلوث الهواء  
المعهد العالي للصحة العامة  
وحدة بحوث ودراسات الصحة المهنية وتلوث الهواء

### 3. WORK ENVIRONMENT EVALUATION

#### 3.1. Indoor Sampling

##### 3.1.1. Total and Respirable Suspended Particulates

Inside the Lecico Company, different locations were selected for sampling of total and Respirable suspended particulates. The sampling procedures included stationary samples that are collected at fixed places representing all work conditions. The sampling train consists of pump, filter holder and in case of Respirable particulates a cyclone is added as illustrated in figure (1). The sampling train must then be calibrated using wet gas meter. The stationary sampling system was at height of about 1.5 meter to represent the breathing zone. Samples were collected for 2-3 hours using membrane filter. The concentration of TSP was determined gravimetrically in  $mg/m^3$ .



Fig. (1): Air sampling train of Total suspended Particulates

Fig. (2): Air sampling train of Respirable Particulate Matter



ALEXANDRIA UNIVERSITY  
 High Institute of Public Health  
 Occupational Health and  
 Air Pollution Research Center



قسم الصحة المهنية وتلوث الهواء  
 المعهد العالي للصحة العامة  
 وحدة بحوث ودراسات الصحة المهنية وتلوث الهواء

### 3.1.2. Heat Stress

Heat stress index (Wet Bulb Globe Temperature WBGT) has been determined at different locations Using WBGT- Meter shown in figure (3).




Figure (3): Wet Bulb Globe Thermometer

### 3.1.3. Equivalent Noise

Equivalent Noise levels were determined in Decibel dB(A) at different locations using pre-calibrated sound level meter at 114 dB(A) as indicated in figure (4).



Figure (4): Pre-Calibrated Sound Level Meter At 114 dB(A)





ALEXANDRIA UNIVERSITY  
High Institute of Public Health  
Occupational Health and  
Air Pollution Research Center



قسم الصحة المهنية وتلوث الهواء  
المعهد العالي للصحة العامة  
وحدة بحوث ودراسات الصحة المهنية وتلوث الهواء

### 3.1.4. Lighting

The lighting in various departments is measured using Lux-meter shown in figure (5).



Figure (5): Luxmeter

### 3.2. Stack Emission Evaluation

Stack emissions were measured using Emission Gas Analyzer illustrated in figure(6)





Figure (6): Emission Gas Analyzer



ALEXANDRIA UNIVERSITY  
High Institute of Public Health  
Occupational Health and  
Air Pollution Research Center



قسم الصحة المهنية وتلوث الهواء  
المعهد العالي للصحة العامة  
وحدة بحوث ودراسات الصحة المهنية وتلوث الهواء

### 3.3. Ambient Air Sampling


Levels of different ambient air pollutants associated with Lisico Company were assessed during the period of study to study the effect of these levels on the neighboring areas. In addition, noise levels and heat stress index were measured at different locations outside the Lisico Company.

Four locations were selected around the company as air sampling stations. These stations represent the four main directions. Samples of TSP were collected for 24 hours per day during the period of the study. Levels of CO gas were measured for only one hour per day at each sampling station.

#### 3.3.1. Total Suspended Particulates

##### 3.3.1.1. Sampling and Analysis

The recommended instrument for sampling large volumes of air for airborne particulates is high volume sampler shown in figure (7). It consists of an inlet, filter holder, an air mover, a flow controller, and a timer. Air is drawn through a weighed 8×10 inch filter (usually glass fiber filter) at a flow rate about 40 ft<sup>3</sup>/min. The volume of air filtered is taken as the product of the sampling time and average flow rate. Concentration of airborne dust is determined gravimetrically in µg/m<sup>3</sup>.





ALEXANDRIA UNIVERSITY  
High Institute of Public Health  
Occupational Health and  
Air Pollution Research Center



قسم الصحة المهنية وتلوث الهواء  
المعهد العالي للصحة العامة  
وحدة بحوث ودراسات الصحة المهنية وتلوث الهواء




Figure (7): High Volume Sampler





ALEXANDRIA UNIVERSITY  
High Institute of Public Health  
Occupational Health and  
Air Pollution Research Center



قسم الصحة المهنية وتلوث الهواء  
المعهد العالي للصحة العامة  
وحدة بحوث ودراسات الصحة المهنية وتلوث الهواء

## RESULTS & DISCUSSION

### 1. Work Environment evaluation

#### 1.1. Noise levels using Sound Level Meter calibrated at 114 dB and Wet Bulb at different departments of Sanitary Production

##### a) Equivalent noise levels at preparation, pouring, gypsum, glaze, spraying, sorting and models

Departments of the Sanitary Plant	Equivalent noise Level (dB)	TLV according to Egyptian Environmental Law No. 4 for 1994 In case of 8 continuous working hours
Preparing	78.0 – 80.0	90.0 dB
Pouring	76.0 - 78.0	
Glaze	85.9 – 86.9	
Spraying	85.0 – 88.0	
Sorting	74.0 – 80.0	
Gypsum	79.0 – 89.0	
Models	78.0 – 79.0	
Oven 1	82.0 - 83.0	
Oven 2	81.0 – 82.0	
Oven 8	77.8 – 80.9	

\* Permissible limits of equivalent noise level according to annex 7 table-2 of the Executive regulations No 1095-2011 and 710-2012 of the Egyptian Environmental law No 4-1994 amended by law No 9-2009

It is clear from the table that the measured noise levels were lower than the threshold limit values- time weighted average, hence they are safe.





ALEXANDRIA UNIVERSITY  
High Institute of Public Health  
Occupational Health and  
Air Pollution Research Center



قسم الصحة المهنية وتلوث الهواء  
المعهد العالي للصحة العامة  
وحدة بحوث ودراسات الصحة المهنية وتلوث الهواء

b) Heat stress index at production departments in Sanitary Plant

Departments of the Sanitary Plant	Heat Stress (WBGT °C)		
	Heat stress	Nature of Work	Threshold Limit Value According to Law No.4, 1994 amended by Law No 9-2009
Preparing	٢١,٩	Average work with 50% work and 50% breaks	29,4°C
Pouring	٢٣,٩		
Gypsum	١٩,١		
Glaze	٢١,٤		
Spraying	٢٢,٨		
Sorting	٢١,٦		
Models	٢٠,٤		
Oven 1	٢٢,٠		
Oven 2	٢٢,١		
Oven 8	٢٣,٦		

\*TLV-TWA according to Annex No 9 of the Executive Law No 1095-2011 of the Egyptian environmental Law No 9-2009

\*\* The measured WBGT > TLV-TWA

It is obvious from the table that the measured levels of wet bulb globe temperature were lower than the threshold limit values-time weighted average. So the exposure is safe and no occupational hazards are recommended.







ALEXANDRIA UNIVERSITY  
High Institute of Public Health  
Occupational Health and  
Air Pollution Research Center



قسم الصحة المهنية وتلوث الهواء  
المعهد العالي للصحة العامة  
وحدة بحوث ودراسات الصحة المهنية وتلوث الهواء

c) Lighting at production departments in Sanitary Plant

Departments of the sanitary plant	Light Intensity Levels (Lux)		
	Lighting Level**	Required Accuracy	TLV according to decision No 211-2003
Preparing	١٠٩٣.٠	Tasks require average accuracy in details	323 Lux
Pouring	٣٨٠.٠		
Gypsum	٣٣٠.٠		
Glaze	٨٩٠.٠		
Spraying	٨٥٠.٠		
Sorting	١٤٧٠.٠	Tasks require high accuracy in details	1076
Models	٨٦٠.٠	Tasks require accuracy in details	538

\*\*The levels of light intensity must not be less than the maximum permissible limit

As clear in the table the measured levels of lighting were higher than the threshold limit values of the decision of Minister of Man Power & Immigration No. 211-2003. So, the levels are safe, and no health effects are expected.





ALEXANDRIA UNIVERSITY  
High Institute of Public Health  
Occupational Health and  
Air Pollution Research Center



قسم الصحة المهنية وتلوث الهواء  
المعهد العالي للصحة العامة  
وحدة بحوث ودراسات الصحة المهنية وتلوث الهواء

e. Total and Respirable airborne particulates at indoor work environment of different production departments in the Sanitary Plant

Departments of Sanitary Factory	Concentration of Total and Respirable Particulates (mg/m <sup>3</sup> )	
	TSP	RSP
Preparation	٠.٥	**ND
Pouring	١.٤	٠.٨
Gypsum	١.٠	٠.٥
Glaze	٠.٦	**ND
Spraying	١.١	٠.٣
Sorting	٠.٦	٠.١
Models	٠.٥	**ND
El Sahy Oven area	١.٢	٠.٢
Maximum Permissible Level According to Law No.4, 1994 amended by Law No. 9-2009	10.00	3.00

\*Threshold Limit Values-time weighted average according to Egyptian Environmental Law No 4-1994 amended by Law No 9-2009, and Annex 8 of its executive law No 1095-2011.

\*\* The measured level is lower than the lower detectable limit of the measurement method.

According to the Egyptian Environmental Law No. 4 for 1994 amended by Law No. 9-2009 and the Annex 8 of its executive rule No 1095-2011, all levels of total and respirable particulate matter were below the Threshold Limit Values (TLVs) and do not cause any occupational adverse health effects for the exposed workers.





ALEXANDRIA UNIVERSITY  
High Institute of Public Health  
Occupational Health and  
Air Pollution Research Center



قسم الصحة المهنية وتلوث الهواء  
المعهد العالي للصحة العامة  
وحدة بحوث ودراسات الصحة المهنية وتلوث الهواء

**f. Total volatile organic compounds at indoor work environment of different production departments in the Sanitary Plant**

Departments of Sanitary Factory	Concentration of Total volatile organic compounds (mg/m <sup>3</sup> )
Glaze	ND**
El Sahy laboratory	ND**
Ovens	ND**
Maximum Permissible Level According to Law No.4, 1994 amended by Law No. 9-2009	200.0

\*Threshold Limit Values-time weighted average according to Egyptian Environmental Law No 4-1994 amended by Law No 9-2009, and Annex 8 of its executive law No 1095-2011.

\*\* The measured level is lower than the lower detectable limit of the measurement method.

As clear in the table the measured levels of total organic compounds were below the Threshold Limit Values (TLVs) and do not cause any occupational adverse health effects for the exposed workers.





ALEXANDRIA UNIVERSITY  
High Institute of Public Health  
Occupational Health and  
Air Pollution Research Center



قسم الصحة المهنية وتلوث الهواء  
المعهد العالي للصحة العامة  
وحدة بحوث ودراسات الصحة المهنية وتلوث الهواء

## 1.2. Tile Production Plant

a. Equivalent noise level using Sound Level Meter calibrated at 114 dB at different departments of Tile Production.

Departments at the tile plant	Equivalent Noise Level (dB)			Duration of Exposure	TLV according to Environmental Law No.4-1994 amended by Law No 9-2009*
	T2	T4			
1. Preparation	71.0 – 73.0	86.0 – 87.0	Continuous exposure for 8 hours/day	90.0	
2. Glaze	75.0-74.0	80.0 – 82.0			
3. Décor	77.0 – 87.0	82.0 – 83.0			
4. Sorting	80.0 – 80.1	77.0 – 78.0			
5. Ovens	79.0 – 80.0	84,0 – 84.1			
6. Pistons	80.0 – 80.1	83.0 – 84.0			

\* Permissible limits of equivalent noise level according to annex 7 table-2 of the Executive regulations No 1095-2011 and 710-2012 of the Egyptian Environmental law No 4-1994 amended by law No 9-2009

It is clear from the table that the measured levels of equivalent noise were lower than the threshold limit values-time weighted average. So, they are safe and no health effects are expected.





ALEXANDRIA UNIVERSITY  
High Institute of Public Health  
Occupational Health and  
Air Pollution Research Center




قسم الصحة المهنية وتلوث الهواء  
المعهد العالي للصحة العامة  
وحدة بحوث ودراسات الصحة المهنية وتلوث الهواء

b) Heat stress index using WBGT index at Tile Production Sectors

Departments of the Tile Plant	Heat stress index (WBGT) °C			Threshold Limit Value According to Law No.4, 1994 amended by Law No 9-2009
	T2	T4	Nature of Work	
1. Preparation	20.0	24.7	Average work with 50% work and 50% breaks	29.4
2. Glaze	20.9	20.1		
3. Décor	21.6	22.7		
4. Sorting	20.9	22.6		
5. Ovens	21.5	23.5		
6. Pistons	22.0	20.9		

\* Permissible limits of equivalent noise level according to annex 9 of the Executive regulations No 1095-2011 and 710-2012 of the Egyptian Environmental law No 4-1994 amended by law No 9-2009

It is obvious from the table that the wet bulb globe temperature at the pistons' department is lower than the permissible limits. So, the levels are safe and no health effects are expected.





ALEXANDRIA UNIVERSITY  
High Institute of Public Health  
Occupational Health and  
Air Pollution Research Center



قسم الصحة المهنية وتلوث الهواء  
المعهد العالي للصحة العامة  
وحدة بحوث ودراسات الصحة المهنية وتلوث الهواء

c) Lighting levels at production Sectors using Lux meter at the Tile Production Plant

Departments of the Tile Plant	Light Intensity Level (Lux)			
	T2	T4	Required Accuracy	TLV according to decision No 211-2003
1. Preparation	510.0	335.0	Tasks require average accuracy	323
2. Glaze	390.0	1020.0		
3. Décor	380.0	400.0		
4. Sorting	1200.0	890.0	Tasks require high accuracy in details	753
5. Ovens	607.0	680.0	Accuracy in details	538
6. Pistons	660.0	450.0	Tasks require average accuracy	323

\*The levels of light intensity must not be less than the permissible limit according to table No 6 of the decision of Minister of Manpower and Immigration No 211-2003

As clear in the table the lighting levels were higher than the permissible limit at all departments. So, it is safe and no health effects are expected in these departments.





ALEXANDRIA UNIVERSITY  
High Institute of Public Health  
Occupational Health and  
Air Pollution Research Center



قسم الصحة المهنية وتلوث الهواء  
المعهد العالي للصحة العامة  
وحدة بحوث ودراسات الصحة المهنية وتلوث الهواء

d) Total and Respirable airborne particulates at indoor work environment of the Tile Production departments

Departments of Tile plant			Concentration of Total and Respirable Particulates (mg/m <sup>3</sup> )		
			TSP	RSP	
Tile	Preparation	T2	١.٢	٠.٨	
		T4	١.٣	٠.٤	
	Décor	T2	٠.٧	٠.١	
		T4	٠.٨	٠.٢	
	Glaze	T2	١.٢	٠.٧	
		T4	١.٥	٠.٥	
	Pressing	T2	٠.٩	**ND	
		T4	١.٧	٠.٧	
	Sorting	T2	١.٨	١.٠	
		T4	١.٢	٠.٥	
	Kilns	T2	١.٣	٠.٣	
		T4	٠.٦	**ND	
	3 <sup>rd</sup> Fire			1.3	**ND
	Maximum Permissible Level According to Law No.4, 1994 amended by Law No. 9-2009			10.00	3.00

\* Permissible limits of equivalent noise level according to annex 8 of the Executive regulations No 1095-2011 and 710-2012 of the Egyptian Environmental law No 4-1994 amended by law No 9-2009

According to the Egyptian Environmental Law No. 4 for 1994 amended by Law No. 9-2009 and the Annex 8 of its Executive law No 1095-2011, all levels of total and respirable particulate matter were below the Threshold Limit Values (TLVs) and do not cause any occupational adverse health effects for the exposed workers.





ALEXANDRIA UNIVERSITY  
High Institute of Public Health  
Occupational Health and  
Air Pollution Research Center



مركز أبحاث ودراسات الصحة المهنية وتلوث الهواء  
المعهد العالي للصحة العامة  
قسم الصحة المهنية وتلوث الهواء

**e. Total volatile organic compounds at indoor work environment of different production departments in the Tile Plant**

Departments of Sanitary Factory	Concentration of Total volatile organic compounds (mg/m <sup>3</sup> )	
	T2	T4
Glaze	ND**	ND**
laboratory	ND**	ND**
Ovens	ND**	ND**
Maximum Permissible Level According to Law No.4, 1994 amended by Law No. 9-2009	200.0	

\*Threshold Limit Values-time weighted average according to Egyptian Environmental Law No 4-1994 amended by Law No 9-2009, and Annex 8 of its executive law No 1095-2011.

\*\* The measured level is lower than the lower detectable limit of the measurement method.

As clear in the table the measured levels of total organic compounds were below the Threshold Limit Values (TLVs) and do not cause any occupational adverse health effects for the exposed workers.







ALEXANDRIA UNIVERSITY  
High Institute of Public Health  
Occupational Health and  
Air Pollution Research Center



قسم الصحة المهنية وتلوث الهواء  
المعهد العالي للصحة العامة  
وحدة بحوث ودراسات الصحة المهنية وتلوث الهواء

### 1.3- Fret Plant

a. Equivalent noise level using Sound Level Meter calibrated at 114 dB at different departments of Fret Plant.

Department at the Fret plant	Equivalent Noise Level (dB)	Duration of Exposure	TLV according to Environmental Law No.4-1994 amended by Law No 9-2009*
Supervisors' room	78.0-80.0	Exposure period not more than 4 hours/day	93.0
Preparation	81.0-82.0		
Control room	79.0-74.0		
New preparation	84.0-85.0		
Atomizer	80.0-82.0		

\* Permissible limits of equivalent noise level according to annex 7 table-2 of the Executive regulations No 1095-2011 and 710-2012 of the Egyptian Environmental law No 4-1994 amended by law No 9-2009

It is clear from the table that the measured levels of equivalent noise were lower than the threshold limit values-time weighted average. So, they are safe and no health effects are expected.





ALEXANDRIA UNIVERSITY  
High Institute of Public Health  
Occupational Health and  
Air Pollution Research Center



قسم الصحة المهنية وتلوث الهواء  
المعهد العالي للصحة العامة  
وحدة بحوث ودراسات الصحة المهنية وتلوث الهواء

b) Heat stress index using WBGT index at production Sectors of the Fret Plant

Department at the Fret plant	Heat stress index (WBGT) °C	Nature of Work	Threshold Limit Value According to Law No.4, 1994 amended by Law No 9-2009
Supervisors' room	٢٠.٦	Average work with 50% work and 50% breaks	29.4
Preparation	٢٠.٨		
Control room	٢٠.٨		
New preparation	٢١.٦		
Atomizer	٢١.٣		

\* Permissible limits of equivalent noise level according to annex 9 of the Executive regulations No 1095-2011 and 710-2012 of the Egyptian Environmental law No 4-1994 amended by law No 9-2009

It is obvious from the table that the measured levels lower than the threshold limit values-time weighted average. So, the levels are safe and no health effects are expected.





ALEXANDRIA UNIVERSITY  
High Institute of Public Health  
Occupational Health and  
Air Pollution Research Center



قسم الصحة المهنية وتلوث الهواء  
المعهد العالي للصحة العامة  
وحدة بحوث ودراسات الصحة المهنية وتلوث الهواء

**d. Total and Respirable airborne particulates at indoor work environment of different production departments of the Fret Plant**

Departments of Fret Plant	Concentration of Total and Respirable Particulates (mg/m <sup>3</sup> )	
	TSP	RSP
Supervisors' room	٠.٩	٠.١
Preparation	١.٥	٠.٣
Atomizer	١.٨	٠.٤
Maximum Permissible Level According to Law No.4, 1994 amended by Law No. 9-2009	10.00	3.00

\* Permissible limits of equivalent noise level according to annex 8 of the Executive regulations No 1095-2011 and 710-2012 of the Egyptian Environmental law No 4-1994 amended by law No 9-2009

\*\* The measured levels were lower than the lower detectable limit of the method

According to the Egyptian Environmental Law No. 4 for 1994 amended by Law No. 9-2009 and the Annex 8 of its Executive law No 1095-2011, all levels of total and respirable particulate matter were below the Threshold Limit Values (TLVs) and do not cause any occupational adverse health effects for the exposed workers.





ALEXANDRIA UNIVERSITY  
High Institute of Public Health  
Occupational Health and  
Air Pollution Research Center



قسم الصحة المهنية وتلوث الهواء  
المعهد العالي للصحة العامة  
وحدة بحوث ودراسات الصحة المهنية وتلوث الهواء

## 2. Stack Particulate Emission Evaluation

### 2.1. Concentrations of Pollutants in the exhaust emission from stacks of the Sanitary plant in mg/m<sup>3</sup> of the Exhaust

Stack Location	Pollutant Concentration (mg/m <sup>3</sup> )				CO <sub>2</sub> %	Combustion Efficiency (%)
	Suspended Particulates	CO	SO <sub>2</sub>	NO <sub>2</sub>		
Stack of oven (1)	١٠.٢	٨٢.٠	220.0	٧٢.٠	٥.٠	٩٦.٠
Stack of oven (2)	١١.٢	٩٢.٠	235.0	٨٩.٠	٥.٠	٩٥.٠
Permissible Emission Levels According to Egyptian Environmental Law No. 4, 1994	50.0	150.0	400.0	600.0	-	-

As shown in table, all concentration of pollutants were much lower than the recommended emission limits in the Egyptian law No 4-1994 amended by law No. 9-2009 and the executive law of the Prime Minister decision No. 710-2012. Hence, they do not constitute any environmental danger.





ALEXANDRIA UNIVERSITY  
High Institute of Public Health  
Occupational Health and  
Air Pollution Research Center



قسم الصحة المهنية وتلوث الهواء  
المعهد العالي للصحة العامة  
وحدة بحوث ودراسات الصحة المهنية وتلوث الهواء

## 2.2. Concentrations of Pollutants in the exhaust emission from stacks of the Tile and Fret plants in mg/m<sup>3</sup> of the Exhaust

Stack Location	Pollutant Concentration (mg/m <sup>3</sup> )				CO <sub>2</sub> (%)	Combustion Efficiency (%)	
	Smoke	CO	SO <sub>2</sub>	NO <sub>2</sub>			
T2	Stack of oven (1)	٢٠.٠	٣٩.٠	300.0	٧٠.٠	٥.٠	٩٥.٠
T4	Stack of oven (1)	٢٣.٠	٣٨.٣	323.0	٦٠.٠	٥.٠	٩٦.٣
	Stack of oven (2)	٢٤.٠	٣٥.٠	330.0	٦٣.٢	٥.٠	٩٤.٣
	Stack of oven (4)	٣٢.٠	٣٧.٦	328.0	٦٧.٢	٥.٠	٩٥.٥
	Stack of oven (5)	٣٠.٠	٣٢.٣	333.0	٦٨.٢	٥.٠	٩٤.٣
	Stack of oven (6) (Stack-4 fire)	٢٠.٠	٢٣.٠	290.0	٦٤.٣	٥.٠	٩٦.٨
Fret	Stack of oven (1)	٢٣.٠	٣٩.٠	285.0	٥٢.٠	٥.٠	٨٢.٠
	Stack of oven (2)	٢٧.٠	٤٢.٠	280.0	٤٨.٠	٥.٠	٧٢.٠
	Stack of oven (3)	٢٥.٠	٣٨.٠	280.0	٤٩.٠	٥.٠	٦٢.٠
Permissible Emission Levels According to Egyptian Environmental Law No. 4, 1994		50.0	150.0	400.0	600.0	-	-

As shown in the table, all concentration of the emitted pollutants were much lower than the recommended emission limits in the Egyptian law No 4-1994 amended by law No. 9-2009 and the executive law of the Prime Minister decision No. 710-2012 and do not constitute any environmental danger. This may be due to use of natural gas that is cleaner than other types of fuel. CO<sub>2</sub> percentages are within normal range of natural gas combustion. It is worthy noting that there is no limit of CO<sub>2</sub> emissions in Egyptian environmental law.





ALEXANDRIA UNIVERSITY  
High Institute of Public Health  
Occupational Health and  
Air Pollution Research Center



قسم الصحة المهنية وتلوث الهواء  
المعهد العالي للصحة العامة  
وحدة بحوث ودراسات الصحة المهنية وتلوث الهواء

### 3. AMBIENT AIR POLLUTION

Four sampling stations were selected representing the four main directions around the LisicoMisr Company for assessment effect of the company on the surrounding atmosphere. The levels of TSP in  $\mu\text{g}/\text{m}^3$  and noise level in decibel (db) are also illustrated in the same table.

#### 3.1. Concentrations of TSP in the ambient air around LisicoMisr Company

Station No.	Location	Average TSP ( $\mu\text{g}/\text{m}^3$ )	Noise in day
1	In front of the sanitary department next to EzbetZaagloul (South)	144.2	65.0
2	In front of Crusher and tile production and Fret plant next to EzbetKhorshed (East)	106.2	64.9
3	Behind Sanitary plant next to EzbetRahma (West)	140.0	65.0
4	In front of industrial waste treatment plant next to EzbetKhorshed (North)	162.3	65.0
<i>Recommended Outdoor Daily Concentration to law No.4, 1994 amended by Law No 9-2009</i>		<i>230 (<math>\mu\text{g}/\text{m}^3</math> daily average)</i>	<i>65.0 db</i>

By comparing the results of total suspended particulates in ambient air with the maximum allowable limits according to annex No. 5 form the executive rule of the Prime Minister decision No. 1095-2011 of Environment law No. 4 – 1994 amended by Law No. 9-2009. It was found that all the concentrations were less than these limit. So it is safe.

According to the Annex No 5 of the executive law of the Prime Minister's decisions No. 1095-2011 & 710-2012 of the Egyptian Environmental Law No 4 -1994 amended by Law No 9-2009, the A-weighted equivalent noise levels in ambient air were not exceeded.





ALEXANDRIA UNIVERSITY  
High Institute of Public Health  
Occupational Health and  
Air Pollution Research Center



قسم الصحة المهنية وتلوث الهواء  
المعهد العالي للصحة العامة  
وحدة بحوث ودراسات الصحة المهنية وتلوث الهواء

## 6. General conclusion

The work environment of Lecico-Khurshid is considering to be safe. The study proved that the measured levels are within the permissible limits and do not represent any danger to the health of the employees of the company or the surrounding environment in terms of:

- Assess exposures in the indoor work environment.
- Assessment of pollutant emissions from stacks.
- Evaluating the total suspended particulate concentrations in the outdoor environment in the four original directions around the company.

Reviewed by

Prof. Dr. Fadia A. El-Marakby

Prepared by

Eng. Eman Mohamed

*Best wishes*

*on behalf*

Unit Manager

*Dr. Fadia El-Marakby*

Dr. Abd El Aziz Kamel

*7/31/2019*

